

## Independent Auditors' Report

To the Members of  
PHFL Home Loans and Services Limited

### Report on the audit of the Financial statements

We have audited the financial statements of PHFL Home Loans and Services Limited ("the Company"), which comprise the Balance Sheet as at March 31, 2022, the Statement of Profit and Loss (including Other Comprehensive Income), Statement of changes in equity and the statement of Cash Flows for the year then ended, and notes to the financial statements, including a summary of significant accounting policies and other explanatory information (hereinafter referred to as "the financial statements").

In our opinion and to the best of our information and according to the explanations given to us, the aforesaid financial statements give the information required by the Companies Act, 2013 ("the Act") in the manner so required and give a true and fair view in conformity with the Indian Accounting Standards prescribed under section 133 of the Act read with the Companies (Indian Accounting Standards) Rules, 2015, as amended, ("Ind AS") other accounting principles generally accepted in India, of the state of affairs of the Company as at March 31, 2022, and its profit, changes in equity and its cash flows for the year ended on that date.

### Basis for Opinion

We conducted our audit in accordance with the Standards on Auditing (SAs) specified under section 143(10) of the Act. Our responsibilities under those Standards are further described in the *Auditor's Responsibilities for the Audit of the Financial statements* section of our report. We are independent of the Company in accordance with the Code of Ethics issued by the Institute of Chartered Accountants of India (ICAI) together with the ethical requirements that are relevant to our audit of the financial statements under the provisions of the Act, and the Rules thereunder, and we have fulfilled our other ethical responsibilities in accordance with these requirements and the ICAI's Code of Ethics. We believe that the audit evidence we have obtained is sufficient and appropriate to provide a basis for our opinion on the financial statements.

### Other Information

The Company's Board of Directors is responsible for the other information. The other information comprises the information included in the Company's Board's report, but does not include the financial statements and our auditor's report thereon.

Our opinion on the financial statements does not cover the other information and we do not express any form of assurance conclusion thereon.

In connection with our audit of the financial statements, our responsibility is to read the other information and, in doing so, consider whether the other information is materially inconsistent with the financial statements or our knowledge obtained in the audit or otherwise appears to be materially misstated. If, based on the work we have performed, we conclude that there is a material misstatement of this other information, we are required to report that fact with those charge with the governance.

We have nothing to report in this regard.



## Responsibilities of Management and Those Charged with Governance for the Financial statements

The Company's Board of Directors is responsible for the matters stated in section 134(5) of the Act with respect to the preparation of these financial statements that give a true and fair view of the financial position, financial performance, changes in equity and cash flows of the Company in accordance with the Ind AS and other accounting principles generally accepted in India. This responsibility also includes maintenance of adequate accounting records in accordance with the provisions of the Act for safeguarding the assets of the Company and for preventing and detecting frauds and other irregularities; selection and application of appropriate accounting policies; making judgments and estimates that are reasonable and prudent; and design, implementation and maintenance of adequate internal financial controls, that were operating effectively for ensuring the accuracy and completeness of the accounting records, relevant to the preparation and presentation of the financial statements that give a true and fair view and are free from material misstatement, whether due to fraud or error.

In preparing the financial statements, the Board of Directors is responsible for assessing the Company's ability to continue as a going concern, disclosing, as applicable, matters related to going concern and using the going concern basis of accounting unless the Board of Directors either intends to liquidate the Company or to cease operations, or has no realistic alternative but to do so.

Those Board of Directors are also responsible for overseeing the Company's financial reporting process.

## Auditors' Responsibilities for the Audit of the Financial statements

Our objectives are to obtain reasonable assurance about whether the financial statements as a whole are free from material misstatement, whether due to fraud or error, and to issue an auditor's report that includes our opinion. Reasonable assurance is a high level of assurance, but is not a guarantee that an audit conducted in accordance with SAs will always detect a material misstatement when it exists. Misstatements can arise from fraud or error and are considered material if, individually or in the aggregate, they could reasonably be expected to influence the economic decisions of users taken on the basis of these financial statements.

As part of an audit in accordance with SAs, we exercise professional judgment and maintain professional skepticism throughout the audit. We also:

- Identify and assess the risks of material misstatement of the financial statements, whether due to fraud or error, design and perform audit procedures responsive to those risks, and obtain audit evidence that is sufficient and appropriate to provide a basis for our opinion. The risk of not detecting a material misstatement resulting from fraud is higher than for one resulting from error, as fraud may involve collusion, forgery, intentional omissions, misrepresentations, or the override of internal control.
- Obtain an understanding of internal control relevant to the audit in order to design audit procedures that are appropriate in the circumstances. Under section 143(3)(i) of the Act, we are also responsible for expressing our opinion on whether the Company has adequate internal financial controls system in place and the operating effectiveness of such controls.
- Evaluate the appropriateness of accounting policies used and the reasonableness of accounting estimates and related disclosures made by management.
- Conclude on the appropriateness of management's use of the going concern basis of accounting and, based on the audit evidence obtained, whether a material uncertainty exists related to events or conditions that may cast significant doubt on the Company's ability to continue as a going concern. If we conclude that a material uncertainty exists, we are required to draw attention in our auditor's report to the related disclosures in the financial statements or, if such disclosures are inadequate, to modify our opinion. Our conclusions are based on the audit evidence obtained up to the date of our auditor's report. However, future events or conditions may cause the Company to cease to continue as a going concern.
- Evaluate the overall presentation, structure and content of the financial statements, including the disclosures, and whether the financial statements represent the underlying transactions and events in a manner that achieves fair



presentation.

Materiality is the magnitude of misstatements in the financial statements that, individually or in aggregate, makes it probable that the economic decisions of a reasonably knowledgeable user of the financial statements may be influenced. We consider quantitative materiality and qualitative factors in

- (i) planning the scope of our audit work and in evaluating the results of our work; and
- (ii) to evaluate the effect of any identified misstatements in the financial statements.

We communicate with those charged with governance regarding, among other matters, the planned scope and timing of the audit and significant audit findings, including any significant deficiencies in internal control that we identify during our audit.

We also provide those charged with governance with a statement that we have complied with relevant ethical requirements regarding independence, and to communicate with them all relationships and other matters that may reasonably be thought to bear on our independence, and where applicable, related safeguards.


From the matters communicated with those charged with governance, we determine those matters that were of most significance in the audit of the financial statements of the current period and are therefore the key audit matters. We describe these matters in our auditor's report unless law or regulation precludes public disclosure about the matter or when, in extremely rare circumstances, we determine that a matter should not be communicated in our report because the adverse consequences of doing so would reasonably be expected to outweigh the public interest benefits of such communication.

### Report on Other Legal and Regulatory Requirements

1. As required by the Companies (Auditor's Report) Order, 2020 ("the Order") issued by the Central Government of India in terms of sub-section (11) of section 143 of the Act, we give in the Annexure 'I' a statement on the matters specified in paragraphs 3 and 4 of the Order, to the extent applicable.
2. As required by section 143(3) of the Act, based on our audit we report that:
  - (a) We have sought and obtained all the information and explanations which to the best of our knowledge and belief were necessary for the purpose of our audit.
  - (b) In our opinion, proper books of account as required by law have been kept by the Company so far as it appears from our examination of those books.
  - (c) The Balance Sheet, the Statement of Profit and Loss (including Other Comprehensive Income), Statement of Changes in Equity and the Statement of Cash Flow dealt with by this Report are in agreement with the books of account.
  - (d) In our opinion, the aforesaid financial statements comply with the Ind AS specified under section 133 of the Act, read with Rule 7 of the Companies (Accounts) Rules, 2014.
  - (e) On the basis of written representations received from the directors as on March 31, 2022 and taken on record by the Board of Directors, none of the directors is disqualified as on March 31, 2022 from being appointed as a director in terms of section 164 (2) of the Act.
  - (f) With respect to the adequacy of the internal financial controls over financial reporting of the Company and the operating effectiveness of such controls, refer to our separate report in Annexure 'II'.
  - (g) With respect to the other matters to be included in the Auditor's Report in accordance with the requirements of section 197(16) of the Act, as amended:

In our opinion and to the best of our information and according to the explanations given to us, no managerial remuneration has been paid or provided by the Company during the year.

- (h) with respect to the other matters to be included in the Auditor's Report in accordance with Rule 11 of the Companies (Audit and Auditors) Rules, 2014 (as amended), in our opinion and to the best of our information



and according to the explanations given to us:

- i. The Company does not have any pending litigations which would impact its financial position;
- ii. The Company did not have any long term contracts including any derivative contracts for which there were any material foreseeable losses;
- iii. There were no amounts which were required to be transferred to the Investor Education and Protection Fund by the Company.
- iv. (a) The management has represented that, to the best of its knowledge and belief, as disclosed in the notes to the accounts, no funds have been advanced or loaned or invested (either from borrowed funds or share premium or any other sources or kind of funds) by the Company to or in any other persons or entities, including foreign entities ("Intermediaries"), with the understanding, whether recorded in writing or otherwise, that the Intermediary shall, whether, directly or indirectly, lend or invest in other persons or entities identified in any manner whatsoever by or on behalf of the Company ("Ultimate Beneficiaries") or provide any guarantee, security or the like on behalf of the Ultimate Beneficiaries  
  
(b) The management has represented that, to the best of its knowledge and belief, as disclosed in the notes to the accounts, no funds have been received by the Company from any persons or entities, including foreign entities ("Funding Parties"), with the understanding, whether recorded in writing or otherwise, that the Company shall, whether, directly or indirectly, lend or invest in other persons or entities identified in any manner whatsoever by or on behalf of the Funding Party ("Ultimate Beneficiaries") or provide any guarantee, security or the like on behalf of the Ultimate Beneficiaries; and  
  
(c) Based on such audit procedures that we considered reasonable and appropriate in the circumstances, nothing has come to our notice that has caused us to believe that the representations under sub-clause (a) and (b) contain any material misstatement.
- v. No dividend has been declared or paid during the year by the Company.

**For B R Maheswari & Co LLP**

Chartered Accountants

Firm's Registration No. 001035N/N500050



**Akshay Maheshwari**

Partner

Membership No.504704



UDIN: 22504704AHSXNZ8950

Place: New Delhi

Date: April 20, 2022

## Annexure 'I' to the Independent Auditors' Report

(Referred to in Paragraph 1 under the heading "Report on other legal and regulatory requirements" of our report of even date)


- i)
  - (a) (A) The Company has maintained proper records showing full particulars including quantitative details and situation of Property plant and equipment.  
  
(B) The Company has maintained proper records showing full particulars of Intangible assets.
  - (b) The Property, Plant and Equipment have been physically verified by the management during the year as per the regular programme of verification which in our opinion is reasonable having regard to the size of the Company and the nature of its assets. No material discrepancies were noticed on such verification.
  - (c) The Company does not have any immovable properties, and accordingly, reporting under clause 3(i)(c) of the Order is not applicable.
  - (d) The company has not revalued its Property, Plant and Equipment (including Right of Use assets) or intangible assets or both during the year.
  - (e) There are no proceedings that have been initiated or are pending against the Company for holding any benami property under the Benami Transactions (Prohibition) Act, 1988 (45 of 1988) and rules made thereunder.
- ii)
  - (a) The provisions of clause 3(ii)(a) of the order are not applicable to the Company, as the Company is engaged in the services sector.
  - (b) According to the information and explanations given to us and on the basis of our examination of the records of the Company has not been sanctioned working capital limits in excess of five crore rupees, in aggregate, from banks or financial institutions on the basis of security of current asset, and accordingly clause 3(ii)(b) of the order are not applicable.
- iii) According to the information and explanations given to us and on the basis of our examination of the records of the Company, the Company has not made investments in, provided any guarantee or security or granted any loans or advances in the nature of loans, secured or unsecured, to companies, firms, Limited Liability Partnerships or other parties covered in the register maintained under section 189 of the Act for the financial year 2022-22, and accordingly clause 3(iii)(a), (b), (c), (d), (e) and (f) of the order are not applicable.
- iv) According to the information and explanations given to us and on the basis of our examination of the records of the Company, the Company has not made any loans, investments, guarantees and security which are covered under the provisions of section 185 and 186 of the Act, accordingly, reporting under paragraph 3 (iv) of the Order is not applicable
- v) In our opinion and according to the information and explanations given to us, the Company has not accepted any deposits from the public within the meaning of Sections 73, 74, 75 and 76 of the Act and the rules framed there under.
- vi) The provisions of sub-section (1) of section 148 of the Act are not applicable to the Company as the Central Government of India has not specified the maintenance of cost records for any of the products of the Company. Accordingly, the provisions stated in paragraph 3 (vi) of the Order are not applicable to the Company



- vii) (a) According to the information and explanations given to us, the Company has generally been regular in depositing with appropriate authorities undisputed statutory dues including Provident Fund, Employees' State Insurance, Income Tax, Goods and Services Tax, Cess and other material statutory dues applicable to it. According to the information and explanations given to us, no undisputed amounts payable in respect of the aforesaid dues were outstanding as at March 31, 2022 for a period of more than six months from the date they become payable.
- (b) According to the information and explanations given to us, there is no dues of Income Tax, Goods and Services Tax and Cess which have not been deposited with the appropriate authorities on account of any dispute.
- viii) (a) According to the information and explanations given to us, no income has been surrendered or disclosed, which is not recorded in the books of accounts, during the year found in the tax assessments under the Income Tax Act, 1961 (43 of 1961).
- (ix) (a) Based on the information and explanations given to us, we are of the opinion that the Company has not availed any loan from the financial institutions, banks or debenture holders. Also, the Company did not have any outstanding loans and borrowings from government during the year. Accordingly, the provision stated in clause 3(ix)(a) of the Order is not applicable to the Company.
- (b) According to the information and explanations given to us and on the basis of our audit procedures, we report that the Company has not been declared Wilful Defaulter by any bank or financial institution or government or any government authority.
- (c) According to the information and explanations given to us and on the basis of our audit procedures, the company does not have any outstanding term loan at any point of time during the year, hence clause 3(ix)(c) of the Order is not applicable to the Company.
- (d) According to the information and explanations given to us, and the procedures performed by us, and on an overall examination of the financial statements of the Company, we report that no funds raised on short-term basis have been used for long-term purposes by the Company.
- (e) According to the information and explanations given to us and on an overall examination of the financial statements of the Company, the Company does not have any subsidiaries, associates or joint venture, hence clause 3(ix)(e) is not applicable to the Company.
- (f) According to the information and explanations given to us and procedures performed by us, the Company does not have any subsidiaries, associates or joint venture, hence clause 3(ix)(f) is not applicable to the Company.
- (x) (a) Based upon the audit procedures performed and the information and explanations given by the management, the Company has not raised moneys by way of initial public offer or further public offer including debt instruments and term Loans. Accordingly, the provisions of clause 3 (x) (a) of the Order are not applicable to the Company
- (b) Based upon the audit procedures performed and the information and explanations given by the management, the Company has not allotted Preferential shares (section 62) or raised money by way of Private placement (section 42) or convertible debentures (fully, partially or optionally convertible), during the year



- (xi) (a) During the course of our audit, examination of the books and records of the Company, carried out in accordance with the generally accepted auditing practices in India, and according to the information and explanations given to us, we have neither come across any instance of material fraud by the Company or on the Company
- (b) During the course of our examination of the books and records of the Company, carried out in accordance with the generally accepted auditing practices in India, and according to the information and explanations given to us, a report under Section 143(12) of the Act, in Form ADT-4, as prescribed under rule 13 of Companies (Audit and Auditors) Rules, 2014 was not required to be filed with the Central Government. Accordingly, the reporting under clause 3(xi)(b) of the Order is not applicable to the Company.
- (c) During the course of our examination of the books and records of the Company carried out in accordance with the generally accepted auditing practices in India, and according to the information and explanations given to us, the Company has not received whistle-blower complaints during the year, hence whether the auditors have considered the complaints does not arise.
- (xii) In our opinion, the Company is not a Nidhi company. Therefore, the provisions of clause 3(xii) of the Order are not applicable to the Company.
- (xiii) According to the information and explanations given to us and based on our examination of the records of the Company, all transactions with the related parties are in compliance with sections 177 and 188 of the Act where applicable and the details have been disclosed in the Financial Statements, as required by the applicable accounting standards.
- (xiv) (a) In our opinion and according to the information and explanation given to us, the Company has an internal audit system commensurate with the size and nature of its business.
- (b) According to the information and reports given to us, we have consider all the internal audit reports covering period upto the end of the financial year under audit prior to finalizing his audit report.
- (xv) According to the information and explanations given to us and based on our examination of the records of the Company, the Company has not entered into non-cash transactions with directors or persons connected with him. Accordingly, provisions stated in paragraph 3(xv) of the Order are not applicable to the Company
- (xvi) (a) In our opinion, the Company is not required to be registered under section 45-IA of the Reserve Bank of India Act, 1934
- (b) The Company has not conducted non-banking financial or Housing finance activities during the year.
- (c) The company is not a Core Investment Company (CIC) as defined in the regulations made by the Reserve Bank of India, hence whether the company has fulfilled the criteria of CIC does not arise
- (d) Based on the information and explanations provided by management of the company, the group has no CICs as part of Group.



- (xvii) According to the information and explanations given to us and based on our examination of the records of the Company, the Company has not incurred any cash losses in the financial year and in the immediately preceding financial year.
- (xviii) There has not been any resignation of the statutory auditors during the year, hence para 3 clause (xviii) is not applicable.
- (xix) According to the information and explanations given to us and based on our examination of the financial ratios, ageing and expected dates of realization of financial assets and payment of financial liabilities, other information accompanying the financial statements, our knowledge of the Board of Directors and management plans, we are of the opinion that no material uncertainty exists as on the date of the audit report and the company is capable of meeting its liabilities existing at the date of balance sheet as and when they fall due within a period of one year from the balance sheet date.
- (xx) (a) In respect of other than ongoing projects, as at balance sheet date, the Company doesn't have any amount remaining unspent under section 135(5) of the Act.
- (b) According to the information and explanations given to us and based on our examination of the records of the Company, the Company has not transferred any amount remaining unspent under sub-section (5) of section 135 of the Companies Act, pursuant to any ongoing project, to a special account in compliance with the provision of sub-section (6) of section 135 of the said Act.
- (xxi) Clause XXI of this report is not applicable, since the company does not have a subsidiary, associate Company, Joint venture during the financial year

**For B R Maheswari & Co LLP**

Chartered Accountants

Firm's Registration No: 001035N/N500050

  
Akshay Maheshwari

Partner

Membership No: 504704



UDIN: 22504704AHSXNZ8950

Place: New Delhi

Date: April 20, 2022



## **Annexure 'II' to the Independent Auditors' Report**

(Referred to in Paragraph 2(f) under the heading "Report on other legal and regulatory requirements" of our report of even date)

Report on the Internal Financial Controls under clause (i) of sub section 3 of section 143 of the Companies Act, 2013 ("the Act")

We have audited the internal financial controls over financial reporting of PHFL Home Loans and Services Limited ("the Company") as of March 31, 2022 in conjunction with our audit of the financial statements of the Company for the year ended on that date.

### **Management's Responsibility for Internal Financial Controls**

The Company's management is responsible for establishing and maintaining internal financial controls based on the internal control over financial reporting criteria established by the Company considering the essential components of internal control stated in the Guidance Note on Audit of Internal Financial Controls Over Financial Reporting issued by the Institute of Chartered Accountants of India ("ICAI"). These responsibilities include the design, implementation and maintenance of adequate internal financial controls that were operating effectively for ensuring the orderly and efficient conduct of its business, including adherence to company's policies, the safeguarding of its assets, the prevention and detection of frauds and errors, the accuracy and completeness of the accounting records, and the timely preparation of reliable financial information, as required under the Companies Act, 2013.

### **Auditors' Responsibility**

Our responsibility is to express an opinion on the Company's internal financial controls with reference to financial statements based on our audit. We conducted our audit in accordance with the Guidance Note on Audit of Internal Financial Controls Over Financial Reporting (the "Guidance Note") and the Standards on Auditing, issued by ICAI and prescribed under section 143(10) of the Companies Act, 2013, to the extent applicable to an audit of internal financial controls, both applicable to an audit of Internal Financial Controls and, both issued by the Institute of Chartered Accountants of India. Those Standards and the Guidance Note require that we comply with ethical requirements and plan and perform the audit to obtain reasonable assurance about whether adequate internal financial controls over financial reporting was established and maintained and if such controls operated effectively in all material respects.

Our audit involves performing procedures to obtain audit evidence about the adequacy of the internal financial controls system over financial reporting and their operating effectiveness. Our audit of internal financial controls over financial reporting included obtaining an understanding of internal financial controls over financial reporting, assessing the risk that a material weakness exists, and testing and evaluating the design and operating effectiveness of internal control based on the assessed risk. The procedures selected depend on the auditor's judgement, including the assessment of the risks of material misstatement of the financial statements, whether due to fraud or error.

We believe that the audit evidence we have obtained is sufficient and appropriate to provide a basis for our audit opinion on the Company's internal financial controls system with reference to financial statements.

### **Meaning of Internal Financial Controls with reference to the Financial statements**

A company's internal financial control over financial reporting is a process designed to provide reasonable assurance regarding the reliability of financial reporting and the preparation of financial statements for external purposes in accordance with generally accepted accounting principles. A company's internal financial control over financial reporting includes those policies and procedures that (1) pertain to the maintenance of records that, in reasonable detail, accurately and fairly reflect the transactions and dispositions of the assets of the company; (2) provide reasonable assurance that transactions are recorded as necessary to permit preparation of financial statements in accordance with generally accepted accounting principles, and that receipts and expenditures of the company are being made only in accordance with authorisations of management and directors of the company; and (3) provide reasonable assurance regarding prevention or timely detection of unauthorised acquisition, use, or disposition of the company's assets that could have a material effect on the financial statements.



### **Inherent Limitations of Internal Financial Controls with reference to the Financial statements**

Because of the inherent limitations of internal financial controls with reference to financial statements, including the possibility of collusion or improper management override of controls, material misstatements due to error or fraud may occur and not be detected. Also, projections of any evaluation of the internal financial controls over financial reporting to future periods are subject to the risk that the internal financial control over financial reporting may become inadequate because of changes in conditions, or that the degree of compliance with the policies or procedures may deteriorate.

### **Opinion**

In our opinion, the Company has, in all material respects, an adequate internal financial controls system over financial reporting and such internal financial controls over financial reporting were operating effectively as at March 31, 2022 based on the internal control over financial reporting criteria established by the Company considering the essential components of internal control stated in the Guidance Note on Audit of Internal Financial Controls Over Financial Reporting issued by the Institute of Chartered Accountants of India.

**For B R Maheswari & Co LLP**

Chartered Accountants

Firm's Registration No: 001035N/N500050



**Akshay Maheshwari**

Partner

Membership No: 504704



UDIN: 22504704AHSXNZ8950

Place: New Delhi

Date: April 20, 2022

**PHFL HOME LOANS AND SERVICES LIMITED**  
Balance Sheet as at March 31, 2022

Particulars	Note No.	As at March 31, 2022 (₹ in Lacs)	As at March 31, 2021 (₹ in Lacs)
<b>ASSETS</b>			
<b>Non-current assets</b>			
Property, plant and equipment	3	4.40	6.60
Right of use	3	67.63	87.35
Other intangible assets	4	27.81	45.85
Deferred tax assets (net)	5	10.98	14.35
Other non current financial assets	6	0.67	0.67
<b>Total non-current assets</b>		<b>111.49</b>	<b>154.82</b>
<b>Current assets</b>			
<b>Financial assets</b>			
Investments	7	1,093.36	1,215.27
Trade receivables	8	5,379.52	5,543.41
Cash and cash equivalents	9	10,124.89	6,212.92
Other financial assets	10	-	50.00
Current tax assets (net)	11	974.47	265.81
Other current assets	12	127.60	122.41
<b>Total current assets</b>		<b>17,699.84</b>	<b>13,409.82</b>
<b>Total Assets</b>		<b>17,811.33</b>	<b>13,564.64</b>
<b>EQUITY AND LIABILITIES</b>			
<b>Equity</b>			
Equity share capital	13	25.00	25.00
Other equity		11,580.54	9,704.18
<b>Total equity</b>		<b>11,605.54</b>	<b>9,729.18</b>
<b>Liabilities</b>			
<b>Non-current liabilities</b>			
<b>Financial liabilities</b>			
Lease liabilities	14	59.10	80.08
<b>Total non-current liabilities</b>		<b>59.10</b>	<b>80.08</b>
<b>Current liabilities</b>			
<b>Financial liabilities</b>			
Trade payables	15	-	-
Total outstanding dues of Micro enterprises and Small enterprises		-	-
Total outstanding dues of creditors other than Micro enterprises and Small enterprises		3,917.25	1,560.09
Lease liabilities	14	20.98	17.04
Other financial liabilities		968.48	992.22
Other current liabilities	16	411.52	531.37
Provisions	17	828.46	654.66
<b>Total current liabilities</b>		<b>6,146.69</b>	<b>3,755.38</b>
<b>Total liabilities</b>		<b>6,205.79</b>	<b>3,835.46</b>
<b>Total Equity and Liabilities</b>		<b>17,811.33</b>	<b>13,564.64</b>

Overview and significant accounting policies  
The notes are an integral part of the financial statements.

1 & 2

In terms of our report of even date  
For B.R. Maheswari and Co. LLP  
Chartered Accountants  
FR No : 001035N/N500050

Akshay Maheswari  
Partner  
Membership No: 504704



For and on behalf of the Board of Directors

Hardayal Prasad  
Director  
DIN: 08024303

Amit Singh  
Director  
DIN: 09474114

Place : New Delhi  
Date : April 20, 2022

**PHFL HOME LOANS AND SERVICES LIMITED**  
Statement of Profit and Loss for the year ended March 31, 2022

Particulars	Note No.	For the year ended March 31, 2022 (₹ in Lacs)	For the year ended March 31, 2021 (₹ in Lacs)
<b>INCOME</b>			
Revenue from operations	18	23,075.40	14,401.97
Other income	19	334.61	321.70
<b>Total income</b>		<b>23,410.01</b>	<b>14,723.67</b>
<b>EXPENSES</b>			
Employee benefits expenses	20	9,021.08	8,374.46
Finance costs	21	7.16	10.95
Other expenses	22	11,871.15	4,133.69
Depreciation and amortisation	23	39.96	40.12
<b>Total expenses</b>		<b>20,939.35</b>	<b>12,559.22</b>
<b>Profit before Tax</b>		<b>2,470.66</b>	<b>2,164.45</b>
Tax expenses	24		
a. Current tax		654.10	517.49
b. Deferred tax		3.37	(8.77)
c. Tax related to earlier years		5.11	10.71
<b>Total tax expense</b>		<b>662.58</b>	<b>519.43</b>
<b>Profit for the year</b>		<b>1,808.08</b>	<b>1,645.02</b>
<b>Other comprehensive income</b>			
a. Items that will be reclassified to statement of profit and loss		-	-
b. Items that will not be reclassified to statement of profit and loss			
Re-measurement gain/ (loss) on defined benefit plan (i)		91.25	74.88
Tax effect (ii)		22.97	18.84
Net (i-ii)		68.28	56.04
<b>Other comprehensive income for the year (net of tax) (a+b)</b>		<b>68.28</b>	<b>56.04</b>
<b>Total comprehensive income for the year</b>		<b>1,876.36</b>	<b>1,701.06</b>
<b>Earnings per equity share of [face value of ₹ 10/- each fully paid up]</b>			
Basic (₹)	25	723.23	658.01
Diluted (₹)	25	723.23	658.01


Overview and significant accounting policies

1 & 2

The notes are an integral part of the financial statements.

In terms of our report of even date  
For **B.R. Maheswari and Co. LLP**

Chartered Accountants  
FR No : 001035N/N500050

  
**Akshay Maheshwari**  
Partner



Membership No: 504704

Place : New Delhi  
Date : April 20, 2022

For and on behalf of the Board of Directors

  
**Hardayal Prasad**  
Director  
DIN: 08024303

  
**Amit Singh**  
Director  
DIN: 09474114

**PHFL HOME LOANS AND SERVICES LIMITED**  
Statement of Changes in Equity for the year ended March 31, 2022

**A. Equity share capital**

	Amount (₹ in Lacs)
As at March 31, 2020	25.00
Change in equity share capital during the period	-
Changes in equity share capital due to prior period errors	-
<b>Restated balance as at March 31, 2021</b>	<b>25.00</b>
Change in equity share capital during the year	-
Changes in equity share capital due to prior period errors	-
<b>Restated balance as at March 31, 2022</b>	<b>25.00</b>

**B. Other equity**


Particulars	Reserves and Surplus	
	As at Mar 31, 2022 (₹ in Lacs)	As at March 31, 2021 (₹ in Lacs)
Balance as at beginning of the year	9,704.18	8,003.12
Changes in accounting policy or prior period errors	-	-
<b>Restated balance at beginning of the year</b>	<b>9,704.18</b>	<b>8,003.12</b>
Profit for the year	1,808.08	1,645.02
Dividend on equity shares	-	-
Remeasurement on defined benefit plans (net of tax)	68.28	56.04
<b>Balance as at the end of the year</b>	<b>11,580.54</b>	<b>9,704.18</b>

The balance in other equity represents the net profits earned by the Company over the years after the adjustment for the dividend (including dividend distribution taxes) paid by the Company to its shareholders.

The notes are an integral part of the financial statements.

In terms of our report of even date  
For B.R. Maheshwari and Co. LLP  
Chartered Accountants  
FR No : 001035N/N500050

*Akshay Maheshwari*  
Akshay Maheshwari  
Partner  
Membership No: 504704



For and on behalf of the Board of Directors

*Hardayal Prasad*  
Hardayal Prasad  
Director  
DIN: 08024303

*Amit Singh*  
Amit Singh  
Director  
DIN: 09474114

Place: New Delhi  
Date : April 20, 2022

**PHFL HOME LOANS AND SERVICES LIMITED**  
Statement of Cash Flow for the year ended 31, 2022

Particulars	For the year ended March 31, 2022 (₹ in Lacs)	For the year ended March 31, 2021 (₹ in Lacs)
<b>A. CASH FLOW FROM OPERATING ACTIVITIES:</b>		
Profit before tax for the year	2,470.66	2,164.45
Adjustments to reconcile profit before tax to net cash provided by operating activities:		
Depreciation and amortisation	39.96	40.12
Net profit on financial assets at fair value through profit and loss	(228.00)	(152.63)
Interest income on income tax	-	140.22
Interest on lease	7.16	8.46
Impairment of financial assets (net)	(1.70)	7.06
<b>Changes in working capital</b>		
Adjustments for (increase)/decrease in operating assets:		
Trade receivables	165.59	(834.89)
Other assets (current and non-current)	136.06	45.24
Adjustments for increase/(decrease) in operating liabilities:		
Trade payables	2,357.16	971.01
Provisions (current and non-current)	173.80	308.44
Other financial liabilities	(23.74)	701.18
Other current liabilities	(119.85)	146.24
<b>Cash generated from operations</b>	<b>4,977.10</b>	<b>3,544.90</b>
Direct taxes paid (net of refunds)	(1,390.84)	803.92
<b>Net Cash generated from / (used in) operating activities</b>	<b>3,586.26</b>	<b>4,348.82</b>
<b>B. CASH FLOW FROM INVESTING ACTIVITIES</b>		
Purchase of property, plant and equipments and intangible assets (including Intangible assets under development)	-	(2.40)
Purchase of investments	(22,810.00)	(8,650.00)
Sale of investment	23,159.91	10,354.25
<b>Net Cash generated from / (used in) investment activities</b>	<b>349.91</b>	<b>1,701.85</b>
<b>C. CASH FLOW FROM FINANCING ACTIVITIES</b>		
Lease liability	(24.20)	(24.14)
<b>Net Cash (used in) / generated from financing activities</b>	<b>(24.20)</b>	<b>(24.14)</b>
<b>Net changes in cash and cash equivalents</b>	<b>3,911.97</b>	<b>6,026.53</b>
Cash and cash equivalents at the beginning of the year	6,212.92	186.39
<b>Cash and cash equivalents at the end of the year</b>	<b>10,124.89</b>	<b>6,212.92</b>

Note : Figures in bracket denotes application of cash.

(a) Current taxes paid are treated as arising from operating activities and are not bifurcated between investing and financing activities.

(b) The above Cash Flow Statement is prepared as per "Indirect method" specified in Ind AS 7 "Statement of Cash Flows".

In terms of our report of even date  
For B.R. Maheswari and Co. LLP  
Chartered Accountants  
FR No : 001035N/N500050

Akshay Maheshwari  
Partner  
Membership No: 504704



For and on behalf of the Board of Directors

Hardayal Prasad  
Director  
DIN: 08024303

Amit Singh  
Director  
DIN: 09474114

Place: New Delhi  
Date : April 20, 2022

**PHFL HOME LOANS AND SERVICES LIMITED**  
**Notes to the financial statements for the year ended March 31, 2022**

**1. OVERVIEW**

**1.1 Overview**

PHFL Home Loans and Services Limited (CIN:U67200DL2017PLC322468) ("PHFL" or "the Company") was incorporated on August 22, 2017, as a wholly owned subsidiary of PNB Housing Finance Limited.

The Company is primarily engaged in the business of rendering of professional /consultancy services including sourcing, marketing, promoting, publicising, advertising, soliciting, distributing any kind of financial instruments or classes of insurance product , syndicated credit products , investment products and wealth products. The Company's registered office is at 207 & 209, 2nd floor, Antriksh Bhawan, 22, K.G.Marg, New Delhi -110001.

The financial statements are approved and adopted by the Board of Directors of the Company in its meeting held on April 20, 2022.

**1.2 Basis of preparation / statement of compliance**

The financial statements have been prepared on a historical cost basis, except for fair value of financial instruments held for trading, all of which have been measured at fair value.

The financial statements comply in all material aspects with the Indian Accounting Standards (Ind AS) as per the Companies (Indian Accounting Standards) Rules, 2015 as amended from time to time, notified under section 133 of the Companies Act 2013.

The standalone financial statements are prepared in accordance with provision contained in section 129 of the Companies Act 2013, read with Division II of Schedule III as amended from time to time. The Statement of Cash Flows has been prepared and presented as per Ind AS 7 "Statement of Cash Flows".

**1.3 Functional and presentation currency**

These financial statements are presented in Indian Rupees (₹) which is also the Company's functional currency and all amount are rounded to the nearest lacs and two decimals thereof, except when otherwise indicated.

**2. SIGNIFICANT ACCOUNTING POLICIES**

**2.1 Use of estimates, judgements and assumptions**

The preparation of financial statements in accordance with Ind AS requires management to make judgement, estimates and assumptions that affect the application of accounting policies and the reported amount of assets, liabilities, income and expenses and the disclosure of contingent liabilities at the end of reporting period. Although these estimates are based on the management's best knowledge of current events and actions, uncertainty about these assumptions and estimates could result in the outcomes requiring a material adjustment to the carrying amount of assets or liabilities in future periods.

Estimates and underlying assumptions are reviewed on an ongoing basis. Revisions to the accounting estimates are recognized in the period in which the estimates are known or materialized.

**2.2 Operating cycle**

Based on the nature of its activities, the Company has determined its operating cycle as 12 months for classification of its assets and liabilities as current and non-current.

**2.3 Statement of Cash flow**

Cash flows are reported using the indirect method, whereby profit/(loss) before extraordinary items and tax is adjusted for the effects of transactions of non-cash nature and any deferrals or accruals of past or future cash receipts or payments. The cash flows from operating, investing and financing activities of the Company are segregated based on the available information.

**2.4 Cash and cash equivalents**

Cash comprises cash-on-hand and demand deposits with banks. Cash equivalents are short-term deposits with banks (with an original maturity of three months or less from the date of acquisition), highly liquid investments that are readily convertible into known amounts of cash and which are subject to insignificant risk of change in value.

**2.5 Dividend**

The Company recognises a liability to make cash distributions to equity holders when the distribution is authorised and the distribution is no longer at the discretion of the Company. Final dividends on shares are recorded as a liability on the date of approval by the shareholders and interim dividends are recorded as a liability on the date of declaration by the Company's Board of Directors.



**PHFL HOME LOANS AND SERVICES LIMITED**  
**Notes to the financial statements for the year ended March 31, 2022**

**2.6 Revenue recognition**

2.6.1 Commission Income, Brokerage Income, Management fee, Income from Service Charge etc., are recognised on accrual basis in accordance with agreements.

2.6.2 Dividend income is recognised when the Company's right to receive the payment is established, it is probable that the economic benefits associated with the dividend will flow to the entity and the amount of the dividend can be measured reliably. This is generally when shareholders approve the dividend.

2.6.3 Interest income on all trading assets measured at FVTPL is recognised using the contractual interest rate under interest income and the fair value impact is recognised in net gain / loss on fair value changes.

2.6.4 Interest on tax refunds or other claims where quantum of accruals cannot be ascertained with reasonable certainty, are recognised as income only when revenue is virtually certain which generally coincides with receipts.

**2.7 Property , plant and equipment (PPE)**

PPE are stated at cost (including incidental expenses directly attributable to bringing the asset to its working condition for its intended use) less accumulated depreciation and impairment losses, if any. Cost comprises the purchase price and any attributable cost of bringing the asset to its working condition for its intended use. Subsequent expenditure related to PPE is capitalised only when it is probable that future economic benefits associated with these will flow to the Company and the cost of item can be measured reliably. Other repairs and maintenance costs are expensed off as and when incurred.

An item of PPE and any significant part initially recognised is derecognised upon disposal or when no future economic benefits are expected from its use or disposal. Any gain or loss arising on de-recognition of the asset (calculated as the difference between the net disposal proceeds and the carrying amount of the asset) is included in the statement of profit and loss when the asset is derecognised.

**2.8 Intangible assets**

Intangible assets acquired separately are measured on initial recognition at cost and are capitalised only when it is probable that future economic benefits associated with these will flow to the Company and the cost of item can be measured reliably. Subsequent to initial recognition, intangible assets are carried at cost less any accumulated amortisation and accumulated impairment losses (if any).

**2.9 Depreciation / Amortisation**

**Property, plant and equipment**

Depreciation on PPE is provided on straight-line method as per the useful life prescribed in Schedule II to the Companies Act, 2013.

All fixed assets individually costing ₹ 5,000/- or less are fully depreciated in the year of purchase.

Depreciation on additions to fixed assets is provided on a pro-rata basis from the date the asset is ready for use. Depreciation on sale / derecognition of fixed assets is provided for up to the date of sale / derecognition, as the case may be.

The residual values, useful lives and methods of depreciation of property, plant and equipment are reviewed at each financial year-end and adjusted prospectively, if appropriate.

**Intangible assets**

Intangible Assets are amortised over a period of five years except website development costs which are amortised over a period of three years on a straight-line basis from the date when the assets are available for use.

The amortisation period and the amortisation method for these Intangibles with a finite useful life are reviewed at each financial year-end. Changes in the expected useful life or the expected pattern of consumption of future economic benefits embodied in the asset are accounted for by changing the amortisation period or methodology, as appropriate, which are then treated as changes in accounting estimates.





**PHFL HOME LOANS AND SERVICES LIMITED**  
**Notes to the financial statements for the year ended March 31, 2022**

**2.10 Employee benefits**

**2.10.1 Short-term employee benefits**

The undiscounted amount of short-term employee benefits expected to be paid in exchange for the services rendered by employees (performance incentive) are recognised during the year when the employees render the service.

**2.10.2 Defined Contribution Plan**

Retirement benefit in the form of provident fund and Employee State Insurance Scheme is a defined contribution scheme. The Company has no obligation, other than the contribution payable to the provident fund and Employee State Insurance scheme. The Company recognises contribution payable to the provident fund and Employee State Insurance scheme as an expense, when an employee renders the related service. If the contribution payable to the scheme for service received before the balance sheet date exceeds the contribution already paid, the deficit payable to the scheme is recognised as a liability after deducting the contribution already paid. If the contribution already paid exceeds the contribution due for services received before the balance sheet date, then excess is recognised as an asset to the extent that the pre-payment will lead to reduction in future payment or a cash refund.

**2.10.3 Defined Benefit Plan**

The Company has defined benefit plans as Compensated absences and Gratuity for all eligible employees, the liability for which is determined based on actuarial valuation at each year-end using projected unit credit method.

Re-measurements, comprising of actuarial gains and losses, the effect of the asset ceiling, excluding amounts included in net interest on the net defined benefit liability and the return on plan assets (excluding amounts included in net interest on the net defined benefit liability), are recognised immediately in the balance sheet with a corresponding debit or credit to retained earnings through OCI in the period in which they occur. Re-measurements are not reclassified to profit or loss in subsequent periods.

Past service costs are recognised in profit or loss on the earlier of:

- The date of the plan amendment or curtailment, and
- The date that the Company recognises related restructuring costs.

The Company recognises the following changes in the net defined benefit obligation as an employee benefits expense in the statement of profit and loss:

- Service costs comprising current service costs, past-service costs, gains and losses on curtailments and non-routine settlements; and
- Net interest expense or income

**2.11 Transactions involving foreign exchange**

Transactions in foreign currencies are recorded at the exchange rates prevailing on the date of transaction. Monetary assets and liabilities in foreign currency are converted at the rate of exchange prevailing on the date of financial statements.

**2.12 Leases**

The Company assesses at contract inception whether a contract is, or contains, a lease. That is, if the contract conveys the right to control the use of an identified asset for a period of time in exchange for consideration.

**Company as a lessee**

The Company applies a single recognition and measurement approach for all leases, except for short-term leases and leases of low-value assets. The Company recognises lease liabilities to make lease payments and right-of-use assets representing the right to use the underlying assets.

The Company determines the lease term as the non-cancellable term of the lease, together with any periods covered by an option to extend the lease if it is reasonably certain to be exercised, or any periods covered by an option to terminate the lease, if it is reasonably certain not to be exercised.

**Right-of-use assets**

The Company recognises right-of-use assets at the commencement date of the lease (i.e., the date the underlying asset is available for use). Right-of-use assets are measured at cost, less any accumulated depreciation and impairment losses, and adjusted for any remeasurement of lease liabilities. The cost of right-of-use assets includes the amount of lease liabilities recognised, initial direct costs incurred and lease payments made at or before the commencement date less any lease incentives received. Right-of-use assets are depreciated on a straight-line basis over the lease term.



**PHFL HOME LOANS AND SERVICES LIMITED**  
**Notes to the financial statements for the year ended March 31, 2022**

**Lease Liability**

At the commencement date of the lease, the Company recognises lease liabilities measured at the present value of lease payments to be made over the lease term. The lease payments include fixed payments less any lease incentives receivable. Variable lease payments that do not depend on an index or a rate are recognised as expenses (unless they are incurred to produce inventories) in the period in which the event or condition that triggers the payment occurs.

In calculating the present value of lease payments, the Company uses its incremental borrowing rate at the lease commencement date because the interest rate implicit in the lease is not readily determinable. After the commencement date, the amount of lease liabilities is increased to reflect the accretion of interest and reduced for the lease payments made. In addition, the carrying amount of lease liabilities is remeasured if there is a modification, a change in the lease term, a change in the lease payments or a change in the assessment of an option to purchase the underlying asset.

**Short-term leases and leases of low-value assets**

The Company applies the short-term lease recognition exemption to its short-term leases (i.e., those leases that have a lease term of 12 months or less from the commencement date and do not contain a purchase option). It also applies the lease of low-value assets recognition exemption to leases of office equipment that are considered to be low value. Lease payments on short-term leases and leases of low-value assets are recognised as expense on a straight-line basis over the lease term.

2.13 **Earnings per share**

The basic earnings per share is computed by dividing the net profit or loss attributable to the equity shareholders for the year by the weighted average number of equity shares outstanding during the reporting year. The number of shares used in computing diluted earnings per share comprises the weighted average number of shares considered for deriving basic earnings per share, and the weighted average number of equity shares, which could have been issued on the conversion of all dilutive potential shares. In computing, dilutive earnings per share, only potential equity shares that are dilutive and that reduces profit per share are included.

2.14 **Taxes**

Tax expense comprises current and deferred tax.

**a) Current tax**

Current tax assets and liabilities are measured at the amount expected to be recovered from or paid to the taxation authorities in accordance with income tax Act, 1961, Income Computation and Disclosure Standards and other applicable tax laws. The tax rates and tax laws used to compute the amount are those that are enacted or substantively enacted, at the reporting date.

Current tax relating to items recognised outside profit or loss is recognised outside profit or loss (either in other comprehensive income or in equity). Current tax items are recognised in correlation to the underlying transaction either in OCI or directly in equity.

Current tax assets and liabilities are offset if a legally enforceable right exists to set off the recognised amounts, and it is intended to realise the asset and settle the liability on a net basis or simultaneously.

**b) Deferred tax**

Deferred tax is provided on temporary differences at the reporting date between the tax bases of assets and liabilities and their carrying amounts for financial reporting purposes.

Deferred tax liabilities are recognised for all taxable temporary differences.

Deferred tax assets are recognised for all deductible temporary differences, the carry forward of unused tax credits and any unused tax losses. Deferred tax assets are recognised to the extent that it is probable that taxable profit will be available against which the deductible temporary differences, and the carry forward of unused tax credits and unused tax losses can be utilised.

The carrying amount of deferred tax assets is reviewed at each reporting date and reduced to the extent that it is no longer probable that sufficient taxable profit will be available to allow all or part of the deferred tax asset to be utilised. Unrecognised deferred tax assets are re-assessed at each reporting date and are recognised to the extent that it has become probable that future taxable profits will allow the deferred tax asset to be recovered.


Deferred tax assets and liabilities are measured at the tax rates that are expected to apply in the year when the asset is realised or the liability is settled, based on tax rates (and tax laws) that have been enacted or substantively enacted at the reporting date.

Deferred tax relating to items recognised outside profit or loss is recognised outside profit or loss (either in other comprehensive income or in equity). Deferred tax items are recognised in correlation to the underlying transaction either in OCI or directly in equity.

Deferred tax assets and deferred tax liabilities are offset if a legally enforceable right exists to set off current tax assets against current tax liabilities and the deferred taxes relate to the same taxable entity.

**c) Goods and Services Input Tax Credit**

Goods and Services tax input credit is recognised in the period in which the supply of goods or service received is recognised and the conditions to avail the credit are fulfilled as per the underlying law.



**PHFL HOME LOANS AND SERVICES LIMITED**  
**Notes to the financial statements for the year ended March 31, 2022**

**2.15 Provisions, contingent liabilities and assets**

2.15.1 Provisions are recognised when the Company has a legal and constructive obligation as a result of a past event, for which it is probable that cash outflow will be required and a reliable estimate can be made of the amount of the obligation. Provisions (excluding retirement benefits) are not discounted to their present value and are determined based on the best estimate required to settle the obligation at the balance sheet date. These are reviewed at each Balance Sheet date and adjusted to reflect the current best estimates.

2.15.2 The Company does not recognise a contingent liability but discloses its existence in the financial statements. Contingent liability is disclosed in case of –

- A present obligation arising from past events, when it is not probable that an outflow of resources will be required to settle the obligation.
- A present obligation arising from past events, when no reliable estimate is possible.
- A possible obligation arising from past events, unless the probability of outflow of resources is remote.

Contingent liabilities are reviewed at each balance sheet date.

2.15.3 Contingent Assets are neither recognised nor disclosed in the financial statements.

**2.16 Impairment of non financial assets**

The Company assesses at each balance sheet date whether there is any indication that an asset may be impaired. If any such indication exists, the Company estimates the recoverable amount of the asset. If such recoverable amount of the asset is less than the carrying amount, the carrying amount is reduced to its recoverable amount. The reduction is treated as an impairment loss and is recognised in the Statement of Profit and Loss. If at the balance sheet date there is an indication that a previously assessed impairment loss no longer exists, the recoverable amount is reassessed and the asset is reflected at the recoverable amount subject to a maximum of depreciable historical cost.

**2.17 Financial instruments**

A financial instrument is any contract that give rise to a financial assets of one entity and financial liability or equity instrument of another entity.

**2.17.1 Financial assets  
Initial recognition and measurement**

The Company recognizes financial assets when it becomes a party to the contractual provisions of the instrument. All financial assets are recognized at fair value on initial recognition, except for trade receivables which are initially measured at transaction price. Transaction costs that are directly attributable to the acquisition or issue of financial assets and financial liabilities, which are not at fair value through profit or loss, are added to the fair value on initial recognition. Financial assets, which are not carried at amortised cost or fair value through other comprehensive income are subsequently fair valued through profit or loss.

**Derecognition**

The Company derecognizes a financial asset only when the contractual rights to the cash flows from the assets expires or it transfers the financial assets and substantially all the risks and rewards of ownership of the assets to another entity.

**Impairment of financial assets**

The measurement of impairment losses across all categories of financial assets requires judgement, in particular, the estimation of the amount and timing of future cash flows and collateral values when determining impairment losses and the assessment of a significant increase in credit risk. These estimates are driven by a number of factors, changes in which can result in different levels of allowances.

The Company measures Expected Credit Loss (ECL) for financial instruments based on historical trend, industry practices and the business environment in which the Company operates.

If credit risks has not increase significantly 12 months ECL is used to provide the impairment loss. If credit risks has increased significantly lifetime ECL is used. If, in a subsequent period, credit quality of the instrument improves such that there is no longer a significant increase in credit risks since initial recognition, then the entity reverts to recognizing impairment loss allowance based on 12 month ECL.

ECL is the difference between all contractual cash flows that are due to the Company in accordance with the contract and all the cash flows that the entity expects to receive.

ECL impairment loss allowance (or reversal) recognised during the period is recognised as income/ expenses in the statement of profit and loss.



**PHFL HOME LOANS AND SERVICES LIMITED**  
**Notes to the financial statements for the year ended March 31, 2022**

2.17.2 **Financial Liabilities**

**Initial recognition and measurement**

Financial liabilities are classified and measured at amortised cost or FVTPL. A financial liability is classified as at FVTPL if it is classified as held-for trading or it is designated as on initial recognition to be measured at FVTPL. All financial liabilities, other than classified at FVTPL, are classified at amortised cost in which case they are initially measured at fair value, net of transaction costs and subsequently at amortised cost using effective interest rate.

**Derecognition**

A financial liability is derecognized when the obligation under the liability is discharged or cancelled or expires.

2.18 **Write offs**

The Company undertakes write off of receivables, in full or in part, when the amount is construed as irrecoverable after enforcement of available means of resolution. The authority of write off is vested with senior officials of the Company.

2.19 **Segment reporting**

Operating segments are reported in a manner consistent with the internal reporting provided to the chief operating decision maker (CODM). CODM is responsible for allocating the resources, assess the financial performance and position of the Company and makes strategic decision. The Company's operations predominantly consist of rendering of professional /consultancy services. Hence there are no reportable segments under Ind AS – 108.



**PHFL HOME LOANS AND SERVICES LIMITED**  
Notes to the financial statements for the year ended March 31, 2022

Note 3 :  
Property, Plant & Equipment

Asset Category	Gross carrying value			Depreciation			Net carrying value		
	As at April 01, 2021	Additions during the year	Disposal / Adjustment during the year	As at March 31, 2022	As at April 01, 2021	Depreciation during the year	Disposal / Adjustment during the year	As at March 31, 2022	As at March 31, 2021
Furniture & Fixtures	2.22	-	-	2.22	0.55	0.21	-	0.76	1.67
Office Equipments	8.21	-	-	8.21	3.81	1.56	-	5.37	4.40
Computer	2.02	-	-	2.02	1.49	0.43	-	1.92	0.53
<b>Total</b>	<b>12.45</b>	<b>-</b>	<b>-</b>	<b>12.45</b>	<b>5.85</b>	<b>2.20</b>	<b>-</b>	<b>8.05</b>	<b>6.60</b>

Right of use

Asset Category	Gross carrying value			Depreciation			Net carrying value		
	As at April 01, 2021	Additions during the year	Disposal / modification during the year	As at March 31, 2022	As at April 01, 2021	Depreciation during the year	Disposal / modification during the year	As at March 31, 2022	As at March 31, 2021
Building	126.79	-	-	126.79	39.44	19.72	-	59.16	87.35
<b>Total</b>	<b>126.79</b>	<b>-</b>	<b>-</b>	<b>126.79</b>	<b>39.44</b>	<b>19.72</b>	<b>-</b>	<b>59.16</b>	<b>87.35</b>

Property, Plant & Equipment

Asset Category	Gross carrying value			Depreciation			Net carrying value		
	As at April 01, 2020	Additions during the year	Disposal / Adjustment during the year	As at March 31, 2021	As at April 01, 2020	Depreciation during the year	Disposal / Adjustment during the year	As at March 31, 2021	As at March 31, 2020
Furniture & Fixtures	2.22	-	-	2.22	0.34	0.21	-	0.55	1.88
Office Equipments	8.21	-	-	8.21	2.25	1.56	-	3.81	5.96
Computer	2.02	-	-	2.02	0.85	0.64	-	1.49	1.17
<b>Total</b>	<b>12.45</b>	<b>-</b>	<b>-</b>	<b>12.45</b>	<b>3.44</b>	<b>2.41</b>	<b>-</b>	<b>5.85</b>	<b>9.01</b>

Right of use

Asset Category	Gross carrying value			Depreciation			Net carrying value		
	As at April 01, 2020	Additions during the year	Disposal / modification during the year	As at March 31, 2021	As at April 01, 2020	Depreciation during the year	Disposal / modification during the year	As at March 31, 2021	As at March 31, 2020
Building	126.79	-	-	126.79	19.72	19.72	-	39.44	107.07
<b>Total</b>	<b>126.79</b>	<b>-</b>	<b>-</b>	<b>126.79</b>	<b>19.72</b>	<b>19.72</b>	<b>-</b>	<b>39.44</b>	<b>107.07</b>



**PHFL HOME LOANS AND SERVICES LIMITED**  
Notes to the financial statements for the year ended March 31, 2022

Note 4 : Intangible assets

Asset Category	Gross carrying value			Amortisation			Net carrying value		
	As at April 01, 2021	Additions during the year	Disposal / Adjustment during the year	As at March 31, 2022	As at April 01, 2021	Amortisation during the year	Disposal / Adjustment during the year	As at March 31, 2022	As at March 31, 2021
Software	90.67	-	-	90.67	44.82	18.04	-	62.86	45.85
<b>Total</b>	<b>90.67</b>	<b>-</b>	<b>-</b>	<b>90.67</b>	<b>44.82</b>	<b>18.04</b>	<b>-</b>	<b>62.86</b>	<b>45.85</b>

Asset Category	Gross carrying value			Amortisation			Net carrying value		
	As at April 01, 2020	Additions during the year	Disposal / Adjustment during the year	As at March 31, 2021	As at April 01, 2020	Amortisation during the year	Disposal / Adjustment during the year	As at March 31, 2021	As at March 31, 2020
Software	88.27	2.40	-	90.67	26.83	17.99	-	44.82	61.44
<b>Total</b>	<b>88.27</b>	<b>2.40</b>	<b>-</b>	<b>90.67</b>	<b>26.83</b>	<b>17.99</b>	<b>-</b>	<b>44.82</b>	<b>61.44</b>



**PHFL HOME LOANS AND SERVICES LIMITED**  
Notes to the financial statements for the year ended March 31, 2022

**Note 5 : Deferred tax assets (net)**

Particulars	As at March 31, 2022 (₹ in Lacs)	As at March 31, 2021 (₹ in Lacs)
<b>Deferred tax assets on account of:</b>		
a) On differences between value of the employee benefits as per financials and tax base	5.44	10.69
b) Lease liability (net of right of use assets)	3.13	2.46
c) Provision for doubtful debts	1.35	1.78
d) On differences between value of the fixed assets as per financials and tax base	1.59	
<b>Total deferred tax assets (i)</b>	<b>11.51</b>	<b>14.93</b>
<b>Deferred tax liabilities on account of:</b>		
a) On differences between value of the fixed assets as per financials and tax base	-	0.50
b) On differences between fair value of investment as per financials and tax base	0.54	0.08
<b>Total deferred tax liabilities (ii)</b>	<b>0.54</b>	<b>0.58</b>
<b>Total deferred tax assets / (liabilities) (i - ii)</b>	<b>10.98</b>	<b>14.35</b>

**Note 6 : Other non current financial assets**

Particulars	As at March 31, 2022 (₹ in Lacs)	As at March 31, 2021 (₹ in Lacs)
Security deposits	0.67	0.67
<b>Total</b>	<b>0.67</b>	<b>0.67</b>



**PHFL HOME LOANS AND SERVICES LIMITED**  
Notes to the financial statements for the year ended March 31, 2022

Note 7 : Investments

Particulars	Face Value (In ₹)	Current investments			
		As at March 31, 2022 (₹ in Lacs)		As at March 31, 2021 (₹ in Lacs)	
		Quantity	Amount	Quantity	Amount
<b>Investment at fair value through profit and loss</b>					
<b>Investment in India</b>					
<b>Investment in units of Mutual Funds</b>					
<b>Quoted</b>					
Aditya Birla Sun Life Liquid Fund - Growth-Direct	100	1,37,423.98	471.54	3,66,559.89	1,215.27
Aditya Birla Sun Life Overnight Fund - Growth-Direct	1,000	54,086.14	621.82		
Less: Loss for impairment allowance		-	-	-	-
<b>Investment outside India</b>		-	-	-	-
<b>Total</b>			<b>1,093.36</b>		<b>1,215.27</b>

Aggregate amount of quoted investments and market value thereof

1,093.36

1,215.27

Aggregate amount of unquoted investments

-

-





**PHFL HOME LOANS AND SERVICES LIMITED**  
Notes to the financial statements for the year ended March 31, 2022

**Note 8 : Trade receivables**

Particulars	-0.10	
	As at March 31, 2022 (₹ in Lacs)	As at March 31, 2021 (₹ in Lacs)
Secured, considered good	-	-
Unsecured, considered good	4,276.19	4,493.80
Receivable from related parties	1,103.33	1,049.61
Receivables- credit impaired	5.36	7.06
Less: Impairment allowance	5.36	7.06
<b>Total</b>	<b>5,379.52</b>	<b>5,543.41</b>

**Note 8.1 : Trade receivable ageing**

Particulars	Outstanding for following periods from due date of payment (As at March 31, 2022) (₹ in Lacs)					
	Less than 6 months	6 months -1 year	1-2 years	2-3 years	More than 3 years	Total
(i) Undisputed Trade receivables- considered good	5,379.52	-	-	-	-	5,379.52
(ii) Undisputed Trade Receivables – which have significant increase in credit risk	-	-	-	-	-	-
(iii) Undisputed Trade Receivables – credit impaired	-	-	1.55	3.81	-	5.36
(iv) Disputed Trade Receivables – considered good	-	-	-	-	-	-
(v) Disputed Trade Receivables – which have significant increase in credit	-	-	-	-	-	-
(vi) Disputed Trade Receivables – credit impaired	-	-	-	-	-	-

Particulars	Outstanding for following periods from due date of payment (As at March 31, 2021) (₹ in Lacs)					
	Less than 6 months	6 months -1 year	1-2 years	2-3 years	More than 3 years	Total
(i) Undisputed Trade receivables- considered good	5,543.41	-	-	-	-	5,543.41
(ii) Undisputed Trade Receivables – which have significant increase in credit risk	-	-	-	-	-	-
(iii) Undisputed Trade Receivables – credit impaired	3.50	1.33	2.23	-	-	7.06
(iv) Disputed Trade Receivables – considered good	-	-	-	-	-	-
(v) Disputed Trade Receivables – which have significant increase in credit	-	-	-	-	-	-
(vi) Disputed Trade Receivables – credit impaired	-	-	-	-	-	-

**Note 8.2 :** No trade or other receivable are due from directors or other officers of the Company either severally or jointly with any other person or debt due by firms and private companies respectively in which any director is a partner or a director or a member.

**Note 9 : Cash and cash equivalents**

Particulars	As at March 31, 2022 (₹ in Lacs)	As at March 31, 2021 (₹ in Lacs)
	Balances with banks in current accounts	54.09
Bank deposits with maturity of less than 3 months (Refer note 9.1)	10,070.80	6,107.95
<b>Total</b>	<b>10,124.89</b>	<b>6,212.92</b>

**Note: 9.1** Short term deposits earn interest at the respective short term deposit rates.

**Note 10 : Other financial assets**

Particulars	As at March 31, 2022 (₹ in Lacs)	As at March 31, 2021 (₹ in Lacs)
	Receivable from mutual funds	-
<b>Total</b>	<b>-</b>	<b>50.00</b>

**Note 11 : Current tax assets (net)**

Particulars	As at March 31, 2022 (₹ in Lacs)	As at March 31, 2021 (₹ in Lacs)
	Net current tax asset / (liability) at the beginning (a)	265.81
Current tax expense (b)	677.07	536.33
Current tax paid (c)	1,390.84	810.73
Current tax refund (d)	-	1,754.88
Tax related to earlier years (e)	5.11	10.71
<b>Net current tax asset / (liability) at the end (a-b+c-d-e)</b>	<b>974.47</b>	<b>265.81</b>

**Note 12 : Other current assets**

Particulars	As at March 31, 2022 (₹ in Lacs)	As at March 31, 2021 (₹ in Lacs)
	Unsecured, considered good	-
Advance to suppliers	1.00	7.28
Prepaid expenses	96.41	94.73
Other receivables	30.19	20.40
<b>Total</b>	<b>127.60</b>	<b>122.41</b>



**PHFL HOME LOANS AND SERVICES LIMITED**  
Notes to the financial statements for the year ended March 31, 2022

**Note 13 : Equity share capital**

Particulars	As at Mar 31, 2022		As at March 31, 2021	
	No. of shares	(₹ in Lacs)	No. of shares	(₹ in Lacs)
<b>Authorised</b> 10,00,000 equity shares of Rs 10/- each	10,00,000	100.00	10,00,000	100.00
<b>Issued, subscribed and paid-up:</b> 2,50,000 equity shares of Rs. 10/- each (fully paid)	2,50,000	25.00	2,50,000	25.00
<b>Total</b>		<b>25.00</b>		<b>25.00</b>

The Company has one class of equity shares having a par value of ₹ 10/- per share. Each shareholder is eligible for one vote per share held. The dividend proposed by the Board of Directors is subject to the approval of the shareholders in the ensuing Annual General Meeting, except in case of interim dividend. In the event of the liquidation of the Company, the equity shareholders are eligible to receive the remaining assets of the Company after the distribution of all preferential amounts, in proportion to their shareholding.

The Company has not allotted any share pursuant to contracts without payment being received in cash, bonus shares nor has it bought any shares during the period of five years immediately preceding the reporting date.

The Company has not:

- issued any securities convertible into equity / preference shares,
- issued any shares where calls are unpaid,
- forfeited any shares.

**Note 13.1: Reconciliation of number of shares outstanding and the amount of share capital at the beginning and end of the year:**

Particulars	As at Mar 31, 2022		As at March 31, 2021	
	No. of shares	(₹ in Lacs)	No. of shares	(₹ in Lacs)
At the beginning of the year	2,50,000	25.00	2,50,000	25.00
Add: Share allotted during the year	-	-	-	-
<b>Outstanding at the end of the year</b>	<b>2,50,000</b>	<b>25.00</b>	<b>2,50,000</b>	<b>25.00</b>

**Note 13.2: Details of equity shares held by shareholders holding more than 5% of the aggregate shares in the Company**

Particulars	As at Mar 31, 2022		As at March 31, 2021	
	No. of shares	Percentage (%) of holding	No. of shares	Percentage (%) of holding
PNB Housing Finance Limited (Holding Company)	2,50,000	100.00	2,50,000	100.00
<b>Total</b>	<b>2,50,000</b>	<b>100.00</b>	<b>2,50,000</b>	<b>100.00</b>

**Note 13.3: Detail of equity shareholding of Promoter**

Particulars	As at Mar 31, 2022			As at March 31, 2021		
	No. of shares	% of total shares	% Change during the year	No. of shares	% of total shares	% Change during the year
PNB Housing Finance Limited	2,50,000	100	-	2,50,000	100	-
<b>Total</b>	<b>2,50,000</b>			<b>2,50,000</b>		

**Note 13.4: Dividend paid and proposed**

The final dividend on shares is recorded as a liability on the date of the approval by the shareholders:

Particulars	As at Mar 31, 2022	As at March 31, 2021
	Amount (₹ in Lacs)	Amount (₹ in Lacs)
<b>Declared and paid during the year</b>		
Dividend on ordinary shares (including dividend distribution tax):		
Final dividend for 2021 : ₹ Nil per share	-	-
Final dividend for 2020 : ₹ Nil per share	-	-
<b>Total dividend paid</b>	<b>-</b>	<b>-</b>
<b>Proposed for approval at annual general meeting (not recognised as a liability as at March 31)</b>		
Dividend on ordinary shares (including dividend distribution tax):		
Final dividend for 2022 : ₹ Nil per share	-	-
Final dividend for 2021 : ₹ Nil per share	-	-



**PHFL HOME LOANS AND SERVICES LIMITED**  
Notes to the financial statements for the year ended March 31, 2022

**Note 14 : Lease liability**

Particulars	As at March 31, 2022 (₹ in Lacs)	As at March 31, 2021 (₹ in Lacs)
Leases	80.08	97.12
<b>Total</b>	<b>80.08</b>	<b>97.12</b>

**Bifurcation of lease liability**

Particulars	As at March 31, 2022 (₹ in Lacs)		As at March 31, 2021 (₹ in Lacs)	
	Non-Current	Current	Non-Current	Current
Lease	59.10	20.98	80.08	17.04
<b>Total</b>	<b>59.10</b>	<b>20.98</b>	<b>80.08</b>	<b>17.04</b>

**Movement of lease liability**

Particulars	As at March 31, 2022 (₹ in Lacs)	As at March 31, 2021 (₹ in Lacs)
Lease liability at the beginning of the year	97.12	112.80
Additions (b)	-	-
Accretion of interest (c)	7.16	8.46
Payments (d)	24.20	24.14
Modification (e)	-	-
<b>Lease liability at the end of the year (a+b+c-d-e)</b>	<b>80.08</b>	<b>97.12</b>

**Maturity analysis of minimum undiscounted lease payments after the reporting period**

Particulars	As at March 31, 2022 (₹ in Lacs)	As at March 31, 2021 (₹ in Lacs)
Less than 1 year	26.64	24.20
1 - 5 years	63.89	88.31
6 - 10 years	1.76	3.98
<b>Total</b>	<b>92.29</b>	<b>116.49</b>

**Note 15 : Trade payables**

Particulars	As at March 31, 2022 (₹ in Lacs)	As at March 31, 2021 (₹ in Lacs)
Total outstanding dues of Micro enterprises and Small enterprises	-	-
Total outstanding dues of creditors other than Micro enterprises and Small enterprises	18.89	57.24
Due to related parties	3,896.36	1,502.85
<b>Total</b>	<b>3,917.25</b>	<b>1,560.09</b>

**Note 15.1 : Trade payables ageing**

Particulars	As at March 31, 2022 (₹ in Lacs)				Total
	Less than 1 year	1-2 years	2-3 years	More than 3 years	
(i) MSME	-	-	-	-	-
(ii) Others	3,899.58	-	-	-	3,899.58
(iii) Disputed dues- MSME	-	-	-	-	-
(iv) Disputed dues- Others	-	-	-	-	-
(v) Unbilled	17.67	-	-	-	17.67

Particulars	As at March 31, 2021 (₹ in Lacs)				Total
	Less than 1 year	1-2 years	2-3 years	More than 3 years	
(i) MSME	-	-	-	-	-
(ii) Others	1,560.09	-	-	-	1,560.09
(iii) Disputed dues- MSME	-	-	-	-	-
(iv) Disputed dues- Others	-	-	-	-	-
(v) Unbilled	-	-	-	-	-

**Note 15.2** The details of amounts outstanding to Micro, Small and Medium Enterprises, as identified by the management, under the Micro, Small and Medium Enterprises Development Act, 2006 (MSMED Act) are as under:

S.No.	Particulars	As at March 31, 2022 (₹ in Lacs)	As at March 31, 2021 (₹ in Lacs)
1	Principal amount due and remaining unpaid	-	-
2	Interest due on (1) above and the unpaid interest	-	-
3	Interest paid on all delayed payment under the MSMED Act	-	-
4	Payment made beyond the appointed day during the year	-	-
5	Interest due and payable for the period of delay other than (3) above	-	-
6	Interest accrued and remaining unpaid	-	-
7	Amount of further interest remaining due and payable in succeeding years	-	-
<b>Total</b>		<b>-</b>	<b>-</b>

**Note 16 : Other current liabilities**

Particulars	As at March 31, 2022 (₹ in Lacs)	As at March 31, 2021 (₹ in Lacs)
Statutory dues payable (net)	411.52	531.37
<b>Total</b>	<b>411.52</b>	<b>531.37</b>

**Note 17 : Provisions**

Particulars	As at March 31, 2022 (₹ in Lacs)	As at March 31, 2021 (₹ in Lacs)
Provision for:		
Leave encashment	21.61	42.47
Employee claims and incentives	806.85	612.19
<b>Total</b>	<b>828.46</b>	<b>654.66</b>



**PHFL HOME LOANS AND SERVICES LIMITED**  
Notes to the financial statements for the year ended March 31, 2022

**Note 18 : Revenue from operations**

Particulars	For the year ended March 31, 2022 (₹ in Lacs)	For the year ended March 31, 2021 (₹ in Lacs)
Fee and commission income	23,075.40	14,401.97
<b>Total</b>	<b>23,075.40</b>	<b>14,401.97</b>

**Note 19 : Other income**

Particulars	For the year ended March 31, 2022 (₹ in Lacs)	For the year ended March 31, 2021 (₹ in Lacs)
Gain / (loss) on fair value through profit or loss*	228.00	152.63
Investment		
Others	-	140.22
Interest on Income Tax Refund	19.55	20.26
Recovery of notice pay	87.06	8.59
Interest on fixed deposits		
<b>Total</b>	<b>334.61</b>	<b>321.70</b>
*Breakup of Gain / (loss) on fair value through profit or loss		
Realised	226.19	180.49
Unrealised	1.81	(27.86)
<b>Total</b>	<b>228.00</b>	<b>152.63</b>

**Note 20 : Employee benefits expenses**

Particulars	For the year ended March 31, 2022 (₹ in Lacs)	For the year ended March 31, 2021 (₹ in Lacs)
Salaries and allowances	8,194.92	7,555.68
Contribution to provident Fund and other funds	682.71	675.89
Staff welfare	143.45	142.89
<b>Total</b>	<b>9,021.08</b>	<b>8,374.46</b>

**Note 21: Finance costs**

Particulars	For the year ended March 31, 2022 (₹ in Lacs)	For the year ended March 31, 2021 (₹ in Lacs)
Interest on lease	7.16	8.46
Interest on income tax	-	2.49
<b>Total</b>	<b>7.16</b>	<b>10.95</b>



**PHFL HOME LOANS AND SERVICES LIMITED**  
Notes to the financial statements for the year ended March 31, 2022

**Note 22 : Other expenses**

Particulars	For the year ended March 31, 2022 (₹ in Lacs)	For the year ended March 31, 2021 (₹ in Lacs)
Fee and commission expense	10,655.17	3,198.59
Marketing expenses	821.94	573.56
CSR expenses (Refer note 22.1)	209.02	195.82
Legal and professional charges	78.70	72.81
Travelling and conveyance expenses	43.28	17.48
Communication expenses	24.74	50.09
General office expenses	9.37	3.25
Staff training and recruitment expenses	12.83	3.08
Printing and stationery expenses	6.14	1.47
Auditor's fees and expenses (Refer note 22.2)	9.49	8.80
Electricity and water charges	1.54	1.46
Bank charges	0.04	0.03
Provision for doubtful debts (net)	(1.70)	7.06
Miscellaneous expenses	0.59	0.19
<b>Total</b>	<b>11,871.15</b>	<b>4,133.69</b>

**Note 22.1 Corporate Social Responsibility expense (CSR)**

As per section 135 of the Companies Act, 2013 along with Companies (Corporate Social Responsibility Policy) Rules 2021 as amended, the Company is required to spend for CSR activities in accordance with its CSR policy. The details of the CSR expenses for the year are as under:

Particulars	For the year ended March 31, 2022 (₹ in Lacs)	For the year ended March 31, 2021 (₹ in Lacs)
a) Gross amount required to be spent by the Company during the year	209.00	195.82
b) Amount spent during the year		
i) Construction/acquisition of any asset		-
ii) On purposes other than (i) above		
- Contribution to various Trust/NGOs/Societies/Agencies and utilisation thereon	198.55	186.20
- Expenditure on administrative overheads for CSR	10.47	9.62
<b>Total</b>	<b>209.02</b>	<b>195.82</b>
c) Shortfall at the end of the year	-	-
d) Total of previous years shortfall	-	-
e) Reason for shortfall	-	-
f) Details of related party transactions, contribution to a trust controlled by the Company in relation to CSR expenditure trust		
PEHEL Foundation	198.55	133.44
g) Nature of CSR activities undertaken by the Company are in relation to:		
(i) Promoting education for the differently abled		
(ii) Women empowerment		
(iii) Employment enhancing vocational skills, training for women		
(iv) Contribution towards Prime Minister's National Relief Fund		

**Note : 22.2 Auditors' fees and expenses**

Particulars	For the year ended March 31, 2022 (₹ in Lacs)	For the year ended March 31, 2021 (₹ in Lacs)
Statutory audit fee	3.69	3.55
Tax audit fees	1.50	1.50
Limited review and other certifications	4.29	3.75
Out of pocket expenses	0.01	-
<b>Total</b>	<b>9.49</b>	<b>8.80</b>



**PHFL Home Loans and Services Limited**  
Notes to the financial statements for the year ended March 31, 2022

**Note 23 : Depreciation and amortisation**

Particulars	For the year ended March 31, 2022 (₹ in Lacs)	For the year ended March 31, 2021 (₹ in Lacs)
Depreciation on property, plant and equipment (Refer Note 3)	2.20	2.41
Depreciation on right of use (Refer Note 3)	19.72	19.72
Amortisation on intangible assets (Refer Note 4)	18.04	17.99
<b>Total</b>	<b>39.96</b>	<b>40.12</b>

**Note 24 : Taxes**

The components of tax expense are:

Particulars	For the year ended March 31, 2022 (₹ in Lacs)	For the year ended March 31, 2021 (₹ in Lacs)
Current tax	654.10	517.49
Adjustments in respect of current tax of prior years	5.11	10.71
Deferred tax relating to origination and reversal of temporary differences	3.37	(8.77)
<b>Total</b>	<b>662.58</b>	<b>519.43</b>

Current tax	659.21	528.20
Deferred tax	3.37	(8.77)

Reconciliation of tax expense and the accounting profit multiplied by statutory income tax rate for the year ended March 31, 2022 and March 31, 2021 is as follows:

Particulars	For the year ended March 31, 2022 (₹ in Lacs)	For the year ended March 31, 2021 (₹ in Lacs)
Profit before income taxes	2,470.66	2,164.45
Enacted tax rate in India (%)	25.17%	25.17%
Computed expected tax expenses	621.82	544.75
Increase/(decrease) in taxes on account of		
Effect of non-taxable income	(0.45)	-
Effect of non-deductible expenses	58.37	57.57
Additional allowances for tax purpose	(8.68)	(3.98)
Effect of deductible expenses on actual payment basis		
Others		
Deduction under section 80JJAA	(16.95)	(80.85)
Adjustment on account of tax related to earlier years	5.11	10.71
<b>Total current tax expense</b>	<b>659.21</b>	<b>528.20</b>
<b>Other comprehensive income</b>		
Tax expense on re-measurement gains/ (losses) on defined benefit plan	(22.97)	(18.84)
<b>Total tax on other comprehensive income</b>	<b>(22.97)</b>	<b>(18.84)</b>

**Note 25 : Earning per share**

Particulars	Units	For the year ended March 31, 2022 (₹ in Lacs)	For the year ended March 31, 2021 (₹ in Lacs)
Weighted average number of equity shares outstanding	Number	2,50,000	2,50,000
Profit after tax available for shareholders	(₹ in Lacs)	1,808.08	1,645.02
Basic & diluted earning per share	(In ₹)	723.23	658.01
Nominal value per share	(In ₹)	10.00	10.00



**PHFL HOME LOANS AND SERVICES LIMITED**  
**Notes to the financial statements for the year ended March 31, 2022**

**Note 26 : Disclosure required pursuant to Ind AS -36 "Impairment of assets"**

The Company has carried out impairment test on its fixed assets as on the date of Balance Sheet and the Management is of the opinion that there is no asset for which provision for impairment is required to be made as per Ind AS - 36 Impairment of Assets.

**Note 27 : Operating Segment Information**

The Company is primarily engaged in the business of rendering of professional /consultancy services including sourcing, marketing, promoting, publicising, advertising, soliciting, distributing any kind of financial instruments or classes of insurance product , syndicated credit products , investment products and wealth products. Hence there are no reportable segments under Ind AS - 108 notified by the Companies (Accounting Standard) Rules, 2015. The Company operates with in India and does not have operations in economic environments with different risks and returns, hence it is considered operating in single geographical segment.  
 There are one or more customer from which revenue in proportion of total revenue is more than 10% as tabulated below:

Particulars	% of Total revenue	As at March 31, 2022 (₹ in Lacs)	As at March 31, 2021 (₹ in Lacs)
<b>Revenue from fees and commission income</b>			
Cusromer 1	43.17	10,106.60	
Cusromer 2	10.36	2,425.00	
Cusromer 3	14.42	3,375.00	
Cusromer 4	10.25	2,400.00	
Cusromer 1	49.59		7,301.40
Cusromer 2	17.23		2,536.19

**Note 28 : Contingent liabilities and commitments**

i) There are no contingent liabilities as on the Balance sheet date.

ii) Estimated amount of contracts remaining to be executed on capital account and not provided for is NIL (previous year ₹ NIL)



**Note 29 : Related Party Disclosure**

Pursuant to Ind AS-24 "Related Party Disclosures", following parties are to be treated as related parties:

Name of the Related Party	Nature of relationship
(i) PNB Housing Finance Limited	Holding Company
(ii) Pehel Foundation	Fellow subsidiary
(iii) Punjab National Bank Limited	Enterprise having significant influence
(iv) Mr. Hardayal Prasad (Director)	Key Management Personnel
(v) Ms. Deepika Gupta Padhi (Director)	Key Management Personnel
(vi) Mr. Pankaj Jain (Director) (w.e.f December 07,2021)	Key Management Personnel
(vii) Mr. Amit Singh (Director) (w.e.f January 20,2022)	Key Management Personnel
(viii) Mr. Anshul Bhargava* (Director)	Key Management Personnel
(ix) Mr. Rajan Suri** (Director)	Key Management Personnel
(x) Mr. Ajay Gupta*** (Director)	Key Management Personnel
(xi) Mr. Kapish Jain **** (Director)	Key Management Personnel & Key Management Personnel of holding Company
(xii) Mr. CH. S.S Mallikarjunarao *****	Key Management Personnel of holding Company
(xiii) Mr. Sunil Kaul	Key Management Personnel of holding Company
(xiv) Mr. Neeraj Vyas	Key Management Personnel of holding Company
(xv) Mr. Kapil Modi	Key Management Personnel of holding Company
(xvi) Mr. Rajneesh Karnatak*****	Key Management Personnel of holding Company
(xvii) Mr. Binod Kumar (w.e.f January 12,2022)	Key Management Personnel of holding Company
(xviii) Mr. Sanjay Jain	Key Management Personnel of holding Company
(xviii) Mr. Kaushal Mithani (w.e.f April 08,2022)	Key Management Personnel of holding Company

\* Ceased to be a Director w.e.f June 11, 2021

\*\* Ceased to be a Director w.e.f December 07, 2021

\*\*\* Ceased to be a Director w.e.f June 04, 2020

\*\*\*\* Ceased to be a Director w.e.f December 08, 2020

\*\*\*\*\* Ceased to be a Director w.e.f February 01, 2022

\*\*\*\*\* Ceased to be a Director w.e.f October 21, 2021

The nature & volume of transactions of the Company during the year, with the above related parties were as follows. These transactions were carried out in ordinary course of business and were at arm's length price.

Particulars	For the year ended March 31, 2022 (₹ in Lacs)	For the year ended March 31, 2021 (₹ in Lacs)
<b>PNB Housing Finance Limited</b>		
<b>Expenses</b>		
Rent		
Fee and commission	22.46	22.46
Other payments	10,648.08	3,197.00
Reimbursement of expenses	63.73	-
<b>Income</b>		
Fees and commission income	10,106.60	7,307.50
<b>Outstanding Balance</b>		
Payables (net)	2,795.03	453.24
<b>PEHEL Foundation</b>		
Donation	198.55	133.44
<b>Punjab National Bank Limited*</b>		
Fixed Deposits made	2,800.00	-
Fixed Deposits matured	2,800.00	-
<b>Income</b>		
Interest income of fixed deposits	3.00	-
<b>Expenses</b>		
Bank charges	0.01	0.01

\*Excludes routine banking transactions and running current account balance with Punjab National Bank Limited as at March 31, 2022 and March 31, 2021.





**PHFL HOME LOANS AND SERVICES LIMITED**  
Notes to the financial statements for the year ended March 31, 2022

**Note 30: Disclosure in respect of Employee Benefits:**

In accordance with Indian Accounting Standards on "Employee Benefits" (Ind AS 19), the following disclosure have been made:

**Note 30.1:** The Company has made contribution to Provident Fund, Employees State Insurance and other funds of ₹ 682.71 lacs (Previous year ₹ 675.89 lacs) which has been recognised in the Statement of Profit and Loss which are included under "Contribution to Provident Fund and Other Funds" in Note 20.

**Note 30.2 : Defined Benefit Plans**

**GRATUITY LIABILITY**

**Change in present value of obligation**

Particulars	For the year ended March 31, 2022 (₹ in Lacs)	For the year ended March 31, 2021 (₹ in Lacs)
Present value of obligation as at the beginning of the year	242.64	209.40
Interest cost	15.84	12.86
Current service cost	82.80	93.70
Past Service cost including curtailment gains/losses	-	-
Benefits paid	(0.17)	(0.18)
Actuarial (gain) / loss on obligation	(91.25)	(73.14)
Present value of obligation as at the end of year	249.86	242.64

**Change in fair value of plan assets**

Particulars	For the year ended March 31, 2022 (₹ in Lacs)	For the year ended March 31, 2021 (₹ in Lacs)
Fair Value of plan assets as at the beginning of the year	263.04	186.47
Actual return on plan assets	17.17	13.19
Contributions	-	63.56
Benefits paid	(0.17)	(0.18)
Fair Value of plan assets as at the end of year	280.04	263.04
Funded status	30.18	20.40

**Expense recognised in the statement of Profit and Loss**

Particulars	For the year ended March 31, 2022 (₹ in Lacs)	For the year ended March 31, 2021 (₹ in Lacs)
Current service cost	82.80	93.70
Interest cost	15.84	12.86
Actual return on plan assets	(17.17)	(13.19)
Net actuarial (gain) / loss recognised in the year	(91.25)	(73.14)
Expenses recognised in the statement of profit & losses	(9.78)	20.23
Remeasurement (gain) or losses in Other Comprehensive Income (OCI)	91.25	74.88

Expected contribution for the next financial year is ₹ 119.63 lacs.



**Assumptions**

Particulars	For the year ended March 31, 2022 (₹ in Lacs)	For the year ended March 31, 2021 (₹ in Lacs)
a) Discounting Rate	7.26%	6.53%
b) Future salary Increase	7.00%	7.00%
c) Retirement Age (Years)	60	60
d) Mortality Table	IALM (2012-14)	IALM (2012-14)

**Maturity profile of defined benefits obligation**

Particulars	For the year ended March 31, 2022 (₹ in Lacs)	For the year ended March 31, 2021 (₹ in Lacs)
With in the next 12 months	0.75	0.36
above 1 year and upto 5 years	50.46	40.78
above 5 year	198.66	201.50

**Sensitivity analysis of the defined benefit obligation\***

Particulars	For the year ended March 31, 2022 (₹ in Lacs)			
	Discount Rate		Future salary increase	
Sensitivity level	0.5% increase	0.5% decrease	0.5% increase	0.5% decrease
Impact on defined benefit obligation	(15.22)	16.72	16.68	(15.32)

Particulars	For the year ended March 31, 2021 (₹ in Lacs)			
	Discount Rate		Future salary increase	
Sensitivity level	0.5% increase	0.5% decrease	0.5% increase	0.5% decrease
Impact on defined benefit obligation	(16.31)	18.01	17.84	(16.32)

\*Sensitivities due to mortality and withdrawals are not material and hence impact of change due to these are not calculated.



**PHFL HOME LOANS AND SERVICES LIMITED**  
**Notes to the financial statements for the year ended March 31, 2022**

**Note 31 : Fair value measurement**

The principles and techniques of fair value measurement of both financial and non-financial instrument are as follows :

(a) **Valuation principles**

Fair value is the price that would be received to sell an asset or paid to transfer a liability in an orderly transaction in the principal (or most advantageous) market at the measurement date under current market conditions (i.e., an exit price), regardless of whether that price is directly observable or estimated using a valuation technique.

(b) **Valuation governance**

The Company's fair value methodology and the governance over its models includes a number of controls and other procedures to ensure appropriate safeguards are in place to ensure its quality and adequacy.

(c) **Assets and liabilities by fair value hierarchy**

The following table shows an analysis of financial instruments recorded at fair value by level of the fair value hierarchy

(₹ in Lacs)				
As at March 31, 2022	Level 1	Level 2	Level 3	Total
<b>Assets measured at fair value on a recurring basis</b>				
<b>Assets measured at fair value through profit or loss</b>				
<b>Investments</b>				
Mutual funds	1,093.36	-	-	1,093.36
<b>Total assets measured at fair value on a recurring basis (a)</b>	<b>1,093.36</b>	<b>-</b>	<b>-</b>	<b>1,093.36</b>
<b>Assets measured at fair value on a non recurring basis</b>				
<b>Total assets measured at fair value on a non recurring basis (b)</b>	<b>-</b>	<b>-</b>	<b>-</b>	<b>-</b>
<b>Total assets measured at fair value (a)+(b)</b>	<b>1,093.36</b>	<b>-</b>	<b>-</b>	<b>1,093.36</b>
<b>Liabilities measured at fair value through profit or loss (FVTPL)</b>				
<b>Total liabilities measured at fair value through profit or loss (FVTPL)</b>	<b>-</b>	<b>-</b>	<b>-</b>	<b>-</b>

(₹ in Lacs)				
As at March 31, 2021	Level 1	Level 2	Level 3	Total
<b>Assets measured at fair value on a recurring basis</b>				
<b>Assets measured at Fair Value through Profit or Loss</b>				
<b>Investments</b>				
Mutual funds	1,215.27	-	-	1,215.27
<b>Total assets measured at fair value on a recurring basis (a)</b>	<b>1,215.27</b>	<b>-</b>	<b>-</b>	<b>1,215.27</b>
<b>Assets measured at fair value on a non recurring basis</b>				
<b>Total assets measured at fair value on a non recurring basis (b)</b>	<b>-</b>	<b>-</b>	<b>-</b>	<b>-</b>
<b>Total assets measured at fair value (a)+(b)</b>	<b>1,215.27</b>	<b>-</b>	<b>-</b>	<b>1,215.27</b>
<b>Liabilities measured at fair value through profit or loss (FVTPL)</b>				
<b>Total liabilities measured at fair value through profit or loss (FVTPL)</b>	<b>-</b>	<b>-</b>	<b>-</b>	<b>-</b>

- (d) **Valuation Techniques** : Units held in Mutual Funds are valued based on their published net asset value (NAV) and such instruments are classified under Level 1.
- (e) **Fair value of financial instruments not measured at fair value** : In accordance with Ind AS 107.29(a), fair value is not required to be disclosed in relation to the financial instruments having short-term maturity (less than twelve months), where carrying amount (net of impairment) is a reasonable approximation of their fair value. Hence the fair value of cash and cash equivalents, bank balances, trade receivable, other financial assets, trade payables and other financial liabilities has not be disclosed.
- (f) There have been no transfers among Level 1, Level 2 and Level 3, during the year ended March 31, 2022.



**PHFL HOME LOANS AND SERVICES LIMITED**  
Notes to the financial statements for the year ended March 31, 2022

**Note 32 : Risk Management**

The Company's business activities exposed to a variety of risks viz., market risk, credit risk and liquidity risk. The Company's focus is to foresee the unpredictability of these risks and to address the issue in order to minimize the potential adverse effects on its financial performance.

The Company's risk management is an integral part of how to plan and execute its business strategies.

**Note 32.1 : Market risk**

Market risk is the risk that the fair value or future cash flows of a financial instrument will fluctuate due to changes in market variables. Changes in the values of financial instruments may result from changes in the interest rates, credit, liquidity and other market changes. The Board approved investment policy defines the exposure limits to a particular entity /counterparty as well as type of securities.

**Note 32.1.1 : Total market risk exposure**

Particulars	As at March 31, 2022 (₹ in Lacs)	As at March 31, 2021 (₹ in Lacs)	Primary risk sensitivity
	Carrying amount		
<b>ASSETS</b>			
<b>Financial assets</b>			
Investments	1,093.36	1,215.27	Interest rate
Trade receivables	5,379.52	5,543.41	-
Cash and cash equivalents	10,124.89	6,212.92	-
Other financial assets	0.67	50.67	-
<b>Total</b>	<b>16,598.44</b>	<b>13,022.27</b>	
<b>LIABILITIES</b>			
<b>Financial liabilities</b>			
Trade payables	3,917.25	1,560.09	-
Lease liabilities	80.08	97.12	-
Other financial liabilities	968.48	992.22	-
<b>Total</b>	<b>4,965.81</b>	<b>2,649.43</b>	

**Note 32.1.2 : Interest rate risk**

Interest rate risk arises from the possibility that changes in interest rates will affect future cash flows or the fair values of financial instruments. The Company's policy is to monitor positions on a regular basis and hedging strategies are used (if required) to ensure positions are maintained within the established limits.

The following tables assess the sensitivity of the assets over the profit and loss with change in interest rates.

Areas	Financial year	Sensitivity of profit & (loss)	
		Increase / (decrease) in basis points	(₹ in Lacs)
Investments	2021-22	50 bps / (50) bps	0.29 / (0.29)
	2020-21	50 bps / (50) bps	0.04 / (0.04)



**Note 32.2 : Credit risk**

Credit risk refers to risk that a counterparty will default on its contractual obligations resulting in financial loss to the Company. Credit risk arises primarily from financial assets such as trade receivables, investments and other financial assets.

At each reporting date, the Company assesses the loss allowance (if any) for certain class of financial assets based on historical trend, industry practices and the business environment in which the Company operates.

**Trade receivables**

The maximum exposure to the credit risk at the reporting date is primarily from trade receivables which is summarised in table below. Trade receivables are typically unsecured and are derived from revenue earned from customers located in India. Credit risk has always been managed by the Company through credit approvals, establishing credit limits and continuously monitoring the creditworthiness of customers to which the Company grants credit terms in the normal course of business. The Company uses expected credit loss model to assess the impairment loss. The Company uses the historical experience for customers to compute the expected credit loss allowance for trade receivables and unbilled revenues.

**(i) Provision for expected credit losses**

The Company measures Expected Credit Loss (ECL) for financial instruments based on historical trend, industry practices and the business environment in which the Company operates

For financial assets, a credit loss is the difference between:

- (a) the contractual cash flows that are due to an entity under the contract; and
- (b) the cash flows that the entity expects to receive

The Company recognises in profit or loss, the amount of expected credit losses (or reversal) that is required to adjust the loss allowance at the reporting date in accordance with Ind AS 109.

In determination of the allowances for credit losses on trade receivables, the Company has used a practical expedience by computing the expected credit losses based on ageing matrix, which has taken into account historical credit loss experience and adjusted for forward looking information.

**(ii) The movement of Trade Receivables are as follows:**

Particulars	As at March 31, 2022 (₹ in Lacs)	As at March 31, 2021 (₹ in Lacs)
Trade Receivables (Gross)	5,384.88	5,550.47
Less: Expected Credit Loss	5.36	7.06
<b>Trade Receivables (Net)</b>	<b>5,379.52</b>	<b>5,543.41</b>

**Investments and other financial assets**

Credit risk arising from investments and balances with banks is limited because the counter parties are banks and approved funds managed by professionals fund managers with high credit worthiness. The Company considers factors such as track record, size of the institution, market reputation and service standards to select the banks with which balances and deposits are maintained. Investments of surplus funds are made only with approved counterparties. The maximum exposure to credit risk for these components as at March 31, 2022 is ₹ 11,218.25 lacs (March 31, 2021 is ₹ 7478.19 lacs).

**Note 32.3 : Liquidity risk**

Liquidity risk is defined as the risk that the Company will encounter in meeting obligations associated with financial liabilities that are settled by delivering cash or another financial asset. Liquidity risk arises because of the possibility that the Company might be unable to meet its payment obligations when they fall due as a result of mismatches in the timing of the cash flows under both normal and stress circumstances. To cater this risk the Company monitors the maturity of both its financial investments and financial assets (i.e. trade receivables) and projected cash flows from operations.

The Company's principal sources of liquidity are cash and cash equivalents and the cash flow that is generated from operations. The Company has no outstanding borrowings. The Company believes that the working capital is sufficient to meet its current requirements.



**Note 33: key ratios**

Particulars	As at March 31, 2022	As at March 31, 2021
Current Ratio	2.88	3.57
Debt-Equity Ratio	Not Applicable	Not Applicable
Debt Service Coverage Ratio	Not Applicable	Not Applicable
Return on Equity Ratio	16.95%	18.53%
Inventory turnover ratio	Not Applicable	Not Applicable
Trade Receivables turnover ratio	0.98	1.08
Trade Payables turnover ratio	1.43	1.15
Net Capital turnover ratio	923.02	576.08
Net profit ratio	7.72%	11.17%
Return on Capital employed	21.24%	22.18%
Return on investment	3.73%	3.39%

**Explanation to the ratios:**

**Current Ratio:** Current assets (numerator) include trade receivables, short term investments, cash and cash equivalents, and other current assets. Current liability (denominator) includes trade payables, lease liability, other financial liabilities, provisions and statutory dues.

**Return on Equity Ratio:** Return (numerator) is net profit earned after tax. Average shareholder's equity (denominator) includes average of opening and closing equity share capital and reserves.

**Trade Receivables turnover ratio:** Net credit sales (numerator) is trade receivable. Average trade receivable (denominator) include average of opening and closing trade receivables.

**Trade Payable turnover ratio:** Net credit purchase (numerator) is trade payable. Average trade payable (denominator) include average of opening and closing trade payables.

**Net Capital turnover ratio:** Revenue from operations (numerator) is divided by shareholders equity (denominator). The Capital turnover ratio has increased on account of increase in revenue from operations.

**Net profit ratio:** Net profit for the year (numerator) is divided total revenue for the period (denominator). The net profit ratio has been reduced on account of higher costs.

**Return on Capital employed:** Earning before interest and taxes (numerator) is divided by the capital employed (denominator). Capital employed is calculated by subtracting current liabilities from total assets.

**Return on Investment:** Income on investment (numerator) is divided by the cost of investment (denominator).

**Note 34: Relationship with Struck off Companies**

Name of struck off Company	Nature of transactions with struck-off Company	Balance outstanding	Relationship with the Struck
NIL	Investments in securities	-	NA
NIL	Receivables	-	NA
NIL	Payables	-	NA
NIL	Shares held by struck off company	-	NA
NIL	Other outstanding balances	-	NA

**Note 35: Other disclosures:**

- (i) There is no income which is required to be recorded in the books of accounts that has been surrendered or disclosed as income during the year in the tax assessments under the Income Tax Act, 1961.
- (ii) The Company has not been declared willful defaulter by any Banks/Financial Institutions.
- (iii) The Company has not traded or invested in Crypto currency or Virtual currency during the year.
- (iv) There are no proceedings which have been initiated or pending against the Company for holding any benami property under the Benami Transactions (Prohibition) Act, 1988 (45 of 1988) and the rules made thereunder.

**Note 36 :** Previous year figures have been rearranged / regrouped wherever necessary to correspond with current year's classification disclosure.

